

# Target Date Fund 2020

## Benchmark

Target 2020 Composite BM

## Investment Objective & Strategy

Target Retirement 2020 Trust uses an asset allocation strategy designed for investors planning to retire between 2018 and 2022. The trust seeks to provide growth of capital and current income consistent with its current target allocation by investing in a gradually more conservative mix of the following funds: Total Stock Market Index Fund, Total Bond Market II Index Fund, Short-Term Inflation-Protected Securities Index Fund, and Total International Stock Index Fund.

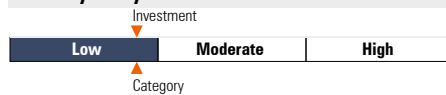
## Operations and Management

Fund Inception Date	06-29-07
Expense Ratio	0.07%
Portfolio Manager(s)	Walter Nejman
	Michael R. Roach, CFA
Name of Issuer	Vanguard Group Inc
Management Company	The Vanguard Group

## Benchmark Description: Target 2020 Composite BM

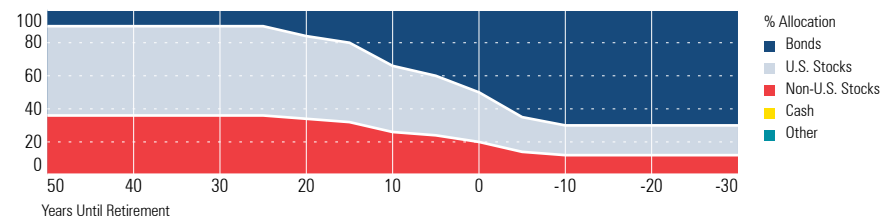
Derived by applying the fund's target asset allocation to the results of the following benchmarks: for international stocks of developed markets, the MSCI EAFE Index thru Dec. 15, 2010, the MSCI ACWI ex USA IMI Index thru June 2, 2013, and the FTSE Global All Cap ex US Index thereafter; for emerging-market stocks, the Select Emerging Markets Index thru Aug. 23, 2006, the MSCI Emerging Markets Index thru Dec. 15, 2010, the MSCI ACWI ex USA IMI Index thru June 2, 2013, and the FTSE Global All Cap ex US Index thereafter; for U.S. bonds, the Bloomberg U.S. Agg. Bond Index thru Dec. 31, 2009, and the Bloomberg U.S. Agg. Float Adjusted Index thereafter, as well as the Bloomberg U.S. TIPS Index thru June 2, 2013, and the Bloomberg U.S. TIPS 0-5 Year Index thereafter; for short-term reserves, the Citigroup 3-Month T-Bill Index thru June 2, 2013; for international bonds, the Bloomberg Global Agg. ex-USD Float Adj. RIC Capped Index beginning June 3, 2013; and for U.S. stocks, the MSCI US Broad Market Index thru June 2, 2013, and the CRSP US Total Market Index thereafter. Intl. stock benchmark returns are adjusted for withholding taxes.

## Volatility Analysis



In the past, this investment has shown a relatively small range of price fluctuations relative to other investments. Based on this measure, currently more than two-thirds of all investments have shown higher levels of risk. Consequently, this investment may appeal to investors looking for a conservative investment strategy.

## Allocation of Assets



## Performance


	QTD	YTD	1 Year	3 Year	5 Year	10 Year	Since Inception
Fund Return %	2.70	2.70	10.44	2.03	5.65	5.70	5.36
Benchmark Return %	2.87	2.87	10.70	2.26	5.97	5.91	5.43

Calendar Year Total Returns	2024	2023	2022	2021	2020	2019	2018	2017	2016	2015
Total Return %	2.70	12.69	-14.14	8.24	12.11	17.73	-4.18	14.18	7.03	-0.55
Benchmark Return %	2.87	12.64	-13.75	8.42	12.86	17.87	-4.13	14.22	7.17	-0.40

**Performance Disclosure: The performance data quoted represents past performance and does not guarantee future results. The investment return and principal value of an investment will fluctuate; thus an investor's shares, when redeemed, may be worth more or less than their original cost. Current Month performance may be higher or lower than return data quoted herein. For more current information including month-end performance, please visit [Oxy.voya.com](http://Oxy.voya.com) or call the Oxy Retirement Service Center at 1-844-OXY-401K (1-844-699-4015). Please refer to the performance section of the disclosure page for more information.**

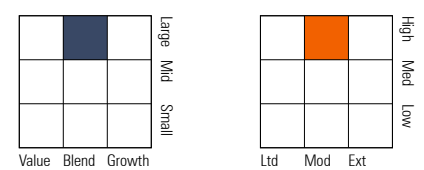
## Portfolio Analysis as of 03-31-24



Top 5 Holdings as of 03-31-24	% Assets
Vanguard Total Bond Market II Idx I	33.13
Vanguard Total Stock Mkt Idx Instl Pls	23.39
Vanguard Instl Ttl Intl Stk Mkt Idx Trll	15.85
Vanguard Total Intl Bd II Idx Insl	14.48
Vanguard Shrt-Term Infl-Prot Sec Idx Ins	12.44

Total Number of Holdings	6
Annual Turnover Ratio %	11.66
Total Fund Assets (\$mil)	71.42

## Morningstar Style Box™ as of 03-31-24(EQ) ; 03-31-24(F-I)



Morningstar Super Sectors as of 03-31-24	% Fund
Cyclical	34.05
Sensitive	46.35
Defensive	19.59

Morningstar F-I Sectors as of 03-31-24	% Fund	% Category
Government	63.73	43.49
Corporate	17.46	24.03
Securitized	12.67	21.03
Municipal	0.30	0.21
Cash/Cash Equivalents	4.65	10.09
Derivative	1.19	1.15

## Principal Risks as of 03-31-24

Hedging Strategies, Lending, Credit and Counterparty, Extension, Inflation/Deflation, Inflation-Protected Securities, Prepayment (Call), Reinvestment, Currency, Emerging Markets, Foreign Securities, Long-Term Outlook and Projections, Loss of Money, Not FDIC Insured, Country or Region, Municipal Project-Specific, U.S. State or Territory-Specific, Capitalization, Growth Investing, Active Management, Income, Index Correlation/Tracking Error, Issuer, Interest Rate, Market/Market Volatility, Depository Receipts, Equity Securities, Futures, IPO, Mortgage-Backed and Asset-Backed Securities, Municipal Obligations, Leases, and AMT-Subject Bonds, Repurchase Agreements, Underlying Fund/Fund of Funds, U.S. Federal Tax Treatment, U.S. Government Obligations, Derivatives, Leverage, Fixed-Income Securities, Dollar Rolls, Maturity/Duration, Sovereign Debt, Regulation/Government Intervention, Cash Drag, Increase in Expenses, Multimanager, China Region, Compounding, Custody, Forwards, Investment-Grade Securities, Master/Feeder, OTC, Passive Management, Portfolio Diversification, Swaps, Target Date, Tax Risk, Small Cap, Mid-Cap, Large Cap, Real Estate/REIT Sector, Reliance on Trading Partners

# Important Disclosures

When used as supplemental sales literature, the Investment Profile must be preceded or accompanied by the fund's current prospectus as well as this disclosure statement. The performance data given represents past performance and should not be considered indicative of future results. Principal value and investment return will fluctuate, so that an investor's shares when redeemed may be worth more or less than the original investment. Fund portfolio statistics change over time. The fund is not FDIC-insured, may lose value and is not guaranteed by a bank or other financial institution.

## Performance

Total return reflects performance without adjusting for sales charges or the effects of taxation, but is adjusted to reflect all actual ongoing fund expenses and assumes reinvestment of dividends and capital gains. If adjusted, sales charges would reduce the performance quoted.

Standardized Total Return is total return adjusted for sales charges. The sales charge adjusted for may not necessarily be consistent with the prospectus.

The fund's performance is compared with that of an index. The index is an unmanaged portfolio of specified securities and the index does not reflect any initial or ongoing expenses. A fund's portfolio may differ significantly from the securities in the index.

## Expense Ratio

This is the percentage of fund assets paid for operating expenses and management fees. The expense ratio typically includes the following types of fees: accounting, administrator, advisor, auditor, board of directors, custodial, distribution (12b-1), legal, organizational, professional, registration, shareholder reporting, sub-advisor, and transfer agency. The expense ratio does not reflect the fund's brokerage costs or any investor sales charges. In contrast to the net expense ratio, the gross expense ratio does not reflect any fee waivers in effect during the time period.

## Morningstar Style Box™

The Morningstar Style Box™ reveals a fund's investment strategy as of the date noted on this report.

For equity funds, the vertical axis shows the market capitalization of the long stocks owned, and the horizontal axis shows the investment style (value, blend, or growth.) A darkened cell in the style box matrix indicates the weighted average style of the portfolio.

For portfolios holding fixed-income investments, a Fixed Income Style Box is calculated. The vertical axis shows the credit quality based on credit ratings and the horizontal axis shows interest-rate sensitivity as measured by effective duration. There are three credit categories - "High", "Medium", and "Low"; and there are three interest rate sensitivity categories - "Limited", "Moderate", and "Extensive"; resulting in nine possible combinations. As in the Equity Style Box, the combination of credit and interest rate sensitivity for a portfolio is represented by a darkened square in the matrix. Morningstar uses credit rating information from credit rating agencies (CRAs) that have been designated Nationally Recognized Statistical Rating Organizations (NRSROs) by the Securities and Exchange Commission (SEC) in the United States. For a list of all NRSROs, please visit <https://www.sec.gov/occr/current-nrsros.html>. Additionally, Morningstar will use credit ratings from CRAs which have been recognized by foreign regulatory institutions that are deemed the equivalent of the NRSRO designation. To determine the rating applicable to a holding and the

subsequent holding weighted value of a portfolio two methods may be employed. First is a common methodology approach where if a case exists such that two CRAs have rated a holding, the lower rating of the two should be applied; if three or more CRAs have rated a holding, the median rating should be applied; and in cases where there are more than two ratings and a median rating cannot be determined, the lower of the two middle ratings should be applied. Alternatively, if there is more than one rating available an average can be calculated from all and applied.

Please Note: Morningstar, Inc. is not an NRSRO nor does it issue a credit rating on the fund. Credit ratings for any security held in a portfolio can change over time.

Morningstar uses the credit rating information to calculate a weighted-average credit quality value for the portfolio. This value is based only upon those holdings which are considered to be classified as "fixed income", such a government, corporate, or securitized issues. Other types of holdings such as equities and many, though not all, types of derivatives are excluded. The weighted-average credit quality value is represented by a rating symbol which corresponds to the long-term rating symbol schemas employed by most CRAs. Note that this value is not explicitly published but instead serves as an input in the Style Box calculation. This symbol is then used to map to a Style Box credit quality category of "low," "medium," or "high". Funds with a "low" credit quality category are those whose weighted-average credit quality is determined to be equivalent to the commonly used High Yield classification, meaning a rating below "BBB", portfolios assigned to the "high" credit category have either a "AAA" or "AA+" average credit quality value, while "medium" are those with an average rating of "AA-" inclusive to "BBB-". It is expected and intended that the majority of portfolios will be assigned a credit category of "medium".

For assignment to an interest-rate sensitivity category, Morningstar uses the average effective duration of the portfolio. From this value there are three distinct methodologies employed to determine assignment to category. Portfolio which are assigned to Morningstar municipal-bond categories employ static breakpoints between categories. These breakpoints are: "Limited" equal to 4.5 years or less, "Moderate" equal to 4.5 years to less than 7 years; and "Extensive" equal to more than 7 years. For portfolios assigned to Morningstar categories other than U.S. Taxable, including all domiciled outside the United States, static duration breakpoints are also used: "Limited" equals less than or equal to 3.5 years, "Moderate" equals greater than 3.5 years but less than or equal to 6 years, and "Extensive" is assigned to portfolios with effective durations of more than 6 years.

Note: Interest-rate sensitivity for non-U.S. domiciled portfolios (excluding those in Morningstar convertible categories) may be assigned using average modified duration when average effective duration is not available.

For portfolios Morningstar classifies as U.S. Taxable Fixed-Income, interest-rate sensitivity category assignment is based on the effective duration of the Morningstar Core Bond Index (MCBI). The classification assignment is dynamically determined relative to the benchmark index value. A "Limited" category will be assigned to portfolios whose average effective duration is between 25% to 75% of MCBI average effective duration, where the average effective duration is between 75% to 125% of the MCBI the portfolio will be classified as "Moderate", and those portfolios with an average effective duration value 125% or greater of the average effective duration of the MCBI will be classified as

"Extensive".

## Additional Fund Information

### Collective Trusts and Separate Accounts

Collective Trusts and Separate Accounts are professionally managed investment options designed to offer cost effective investments to large investors. The collective Trusts referred to above are overseen by banking regulators and the Separate Accounts referred to above are overseen by the SEC. These vehicles are subject to oversight by the US Department of Labor in accordance with the Employee Retirement Income Security Act (ERISA). Collective Trusts and Separate Accounts are not required to have a prospectus.

### Investment Risk:

#### Hedging Strategies

The advisor's use of hedging strategies to reduce risk may limit the opportunity for gains compared with unhedged investments, and there is no guarantee that hedges will actually reduce risk.

#### Lending

Investing in loans creates risk for the borrower, lender, and any other participants. A borrower may fail to make payments of principal, interest, and other amounts in connection with loans of cash or securities or fail to return a borrowed security in a timely manner, which may lead to impairment of the collateral provided by the borrower. Investments in loan participations may be subject to increased credit, pricing, and liquidity risks, with these risks intensified for below-investment-grade loans.

#### Credit and Counterparty

The issuer or guarantor of a fixed-income security, counterparty to an over-the-counter derivatives contract, or other borrower may not be able to make timely principal, interest, or settlement payments on an obligation. In this event, the issuer of a fixed-income security may have its credit Rating downgraded or defaulted, which may reduce the potential for income and value of the portfolio.

#### Extension

The issuer of a security may repay principal more slowly than expected because of rising interest rates. In this event, short- and medium-duration securities are effectively converted into longer-duration securities, increasing their sensitivity to interest-rate changes and causing their prices to decline.

#### Inflation/Deflation

A change of asset value may occur because of inflation or deflation, causing the portfolio to underperform. Inflation may cause the present value of future payments to decrease, causing a decline in the future value of assets or income. Deflation causes prices to decline throughout the economy over time, impacting issuers' creditworthiness and increasing their risk for default, which may reduce the value of the portfolio.

#### Inflation-Protected Securities

Unlike other fixed-income securities, the values of inflation-protected securities are not significantly impacted by inflation expectations because their interest rates are adjusted for

# Important Disclosures

inflation. Generally, the value of inflation-protected securities will fall when real interest rates rise and rise when real interest rates fall.

## Prepayment (Call)

The issuer of a debt security may be able to repay principal prior to the security's maturity because of an improvement in its credit quality or falling interest rates. In this event, this principal may have to be reinvested in securities with lower interest rates than the original securities, reducing the potential for income.

## Reinvestment

Payments from debt securities may have to be reinvested in securities with lower interest rates than the original securities.

## Currency

Investments in securities traded in foreign currencies or more directly in foreign currencies are subject to the risk that the foreign currency will decline in value relative to the U.S. dollar, which may reduce the value of the portfolio. Investments in currency hedging positions are subject to the risk that the value of the U.S. dollar will decline relative to the currency being hedged, which may result in a loss of money on the investment as well as the position designed to act as a hedge. Cross-currency hedging strategies and active currency positions may increase currency risk because actual currency exposure may be substantially different from that suggested by the portfolio's holdings.

## Emerging Markets

Investments in emerging- and frontier-markets securities may be subject to greater market, credit, currency, liquidity, legal, political, and other risks compared with assets invested in developed foreign countries.

## Foreign Securities

Investments in foreign securities may be subject to increased volatility as the value of these securities can change more rapidly and extremely than can the value of U.S. securities. Foreign securities are subject to increased issuer risk because foreign issuers may not experience the same degree of regulation as U.S. issuers do and are held to different reporting, accounting, and auditing standards. In addition, foreign securities are subject to increased costs because there are generally higher commission rates on transactions, transfer taxes, higher custodial costs, and the potential for foreign tax charges on dividend and interest payments. Many foreign markets are relatively small, and securities issued in less-developed countries face the risks of nationalization, expropriation or confiscatory taxation, and adverse changes in investment or exchange control regulations, including suspension of the ability to transfer currency from a country. Economic, political, social, or diplomatic developments can also negatively impact performance.

## Long-Term Outlook and Projections

The investment is intended to be held for a substantial period of time, and investors should tolerate fluctuations in their investment's value.

## Loss of Money

Because the investment's market value may fluctuate up and down, an investor may lose money, including part of the principal, when he or she buys or sells the investment.

## Not FDIC Insured

The investment is not a deposit or obligation of, or guaranteed or endorsed by, any bank and is not insured by the Federal Deposit Insurance Corporation, the Federal Reserve Board, or any other U.S. governmental agency.

## Country or Region

Investments in securities from a particular country or region may be subject to the risk of adverse social, political, regulatory, or economic events occurring in that country or region. Country- or region-specific risks also include the risk that adverse securities markets or exchange rates may impact the value of securities from those areas.

## Municipal Project-Specific

Investments in municipal bonds that finance similar types of projects, including those related to education, health care, housing, transportation, utilities, and industry, may be subject to a greater extent than general obligation municipal bonds to the risks of adverse economic, business, or political developments.

## U.S. State or Territory-Specific

Investments in the municipal securities of a particular state or territory may be subject to the risk that changes in the economic conditions of that state or territory will negatively impact performance.

## Capitalization

Concentrating assets in stocks of one or more capitalizations (small, mid, or large) may be subject to both the specific risks of those capitalizations as well as increased volatility because stocks of specific capitalizations tend to go through cycles of beating or lagging the market as a whole.

## Growth Investing

Growth securities may be subject to increased volatility as the value of these securities is highly sensitive to market fluctuations and future earnings expectations. These securities typically trade at higher multiples of current earnings than do other securities and may lose value if it appears their earnings expectations may not be met.

## Active Management

The investment is actively managed and subject to the risk that the advisor's usage of investment techniques and risk analyses to make investment decisions fails to perform as expected, which may cause the portfolio to lose value or underperform investments with similar objectives and strategies or the market in general.

## Income

The investment's income payments may decline depending on fluctuations in interest rates and the dividend payments of its underlying securities. In this event, some investments may attempt to pay the same dividend amount by returning capital.

## Index Correlation/Tracking Error

A portfolio that tracks an index is subject to the risk that certain factors may cause the portfolio to track its target index less closely, including if the advisor selects securities that are not fully representative of the index. The portfolio will generally reflect the performance of its target index even if the index does not perform well, and it may underperform the

index after factoring in fees, expenses, transaction costs, and the size and timing of shareholder purchases and redemptions.

## Issuer

A stake in any individual security is subject to the risk that the issuer of that security performs poorly, resulting in a decline in the security's value. Issuer-related declines may be caused by poor management decisions, competitive pressures, technological breakthroughs, reliance on suppliers, labor problems or shortages, corporate restructurings, fraudulent disclosures, or other factors. Additionally, certain issuers may be more sensitive to adverse issuer, political, regulatory, market, or economic developments.

## Interest Rate

Most securities are subject to the risk that changes in interest rates will reduce their market value.

## Market/Market Volatility

The market value of the portfolio's securities may fall rapidly or unpredictably because of changing economic, political, or market conditions, which may reduce the value of the portfolio.

## Depository Receipts

Investments in depository receipts generally reflect the risks of the securities they represent, although they may be subject to increased liquidity risk and higher expenses and may not pass through voting and other shareholder rights. Depository receipts cannot be directly exchanged for the securities they represent and may trade at either a discount or premium to those securities.

## Equity Securities

The value of equity securities, which include common, preferred, and convertible preferred stocks, will fluctuate based on changes in their issuers' financial conditions, as well as overall market and economic conditions, and can decline in the event of deteriorating issuer, market, or economic conditions.

## Futures

Investments in futures contracts and options on futures contracts may increase volatility and be subject to additional market, active management, interest, currency, and other risks if the contract cannot be closed when desired.

## IPO

Investing in initial public offerings ("IPO") may increase volatility and have a magnified impact on performance. IPO shares may be sold shortly after purchase, which can increase portfolio turnover and expenses, including commissions and transaction costs. Additionally, IPO shares are subject to increased market, liquidity, and issuer risks.

## Mortgage-Backed and Asset-Backed Securities

Investments in mortgage-backed ("MBS") and asset-backed securities ("ABS") may be subject to increased price volatility because of changes in interest rates, issuer information availability, credit quality of the underlying assets, market perception of the issuer, availability of credit enhancement, and prepayment of principal. The value of ABS and MBS may be adversely affected if the underlying borrower fails to pay the loan included in the security.

# Important Disclosures

## Municipal Obligations, Leases, and AMT-Subject Bonds

Investments in municipal obligations, leases, and private activity bonds subject to the alternative minimum tax have varying levels of public and private support. The principal and interest payments of general-obligation municipal bonds are secured by the issuer's full faith and credit and supported by limited or unlimited taxing power. The principal and interest payments of revenue bonds are tied to the revenues of specific projects or other entities. Federal income tax laws may limit the types and volume of bonds qualifying for tax exemption of interest and make any further purchases of tax-exempt securities taxable.

## Repurchase Agreements

Repurchase agreements may be subject to the risk that the seller of a security defaults and the collateral securing the repurchase agreement has declined and does not equal the value of the repurchase price. In this event, impairment of the collateral may result in additional costs.

## Underlying Fund/Fund of Funds

A portfolio's risks are closely associated with the risks of the securities and other investments held by the underlying or subsidiary funds, and the ability of the portfolio to meet its investment objective likewise depends on the ability of the underlying funds to meet their objectives. Investment in other funds may subject the portfolio to higher costs than owning the underlying securities directly because of their management fees.

## U.S. Federal Tax Treatment

Changes in the tax treatment of dividends, derivatives, foreign transactions, and other securities may have an impact on performance and potentially increase shareholder liability. Additionally, this includes the risk that the fund fails to qualify as a regulated investment company, potentially resulting in a significantly higher level of taxation.

## U.S. Government Obligations

Investments in U.S. government obligations are subject to varying levels of government support. In the event of default, some U.S. government securities, including U.S. Treasury obligations and Ginnie Mae securities, are issued and guaranteed as to principal and interest by the full faith and credit of the U.S. government. Other securities are obligations of U.S. government-sponsored entities but are neither issued nor guaranteed by the U.S. government.

## Derivatives

Investments in derivatives may be subject to the risk that the advisor does not correctly predict the movement of the underlying security, interest rate, market index, or other financial asset, or that the value of the derivative does not correlate perfectly with either the overall market or the underlying asset from which the derivative's value is derived. Because derivatives usually involve a small investment relative to the magnitude of liquidity and other risks assumed, the resulting gain or loss from the transaction will be disproportionately magnified. These investments may result in a loss if the counterparty to the transaction does not perform as promised.

## Leverage

Leverage transactions may increase volatility and result in a significant loss of value if a transaction fails. Because

leverage usually involves investment exposure that exceeds the initial investment, the resulting gain or loss from a relatively small change in an underlying indicator will be disproportionately magnified.

## Fixed-Income Securities

The value of fixed-income or debt securities may be susceptible to general movements in the bond market and are subject to interest-rate and credit risk.

## Dollar Rolls

Dollar rolls transactions may be subject to the risk that the market value of securities sold to the counterparty declines below the repurchase price, the counterparty defaults on its obligations, or the portfolio turnover rate increases because of these transactions. In addition, any investments purchased with the proceeds of a security sold in a dollar rolls transaction may lose value.

## Maturity/Duration

Securities with longer maturities or durations typically have higher yields but may be subject to increased interest-rate risk and price volatility compared with securities with shorter maturities, which have lower yields but greater price stability.

## Sovereign Debt

Investments in debt securities issued or guaranteed by governments or governmental entities are subject to the risk that an entity may delay or refuse to pay interest or principal on its sovereign debt because of cash flow problems, insufficient foreign reserves, or political or other considerations. In this event, there may be no legal process for collecting sovereign debts that a governmental entity has not repaid.

## Regulation/Government Intervention

The business of the issuer of an underlying security may be adversely impacted by new regulation or government intervention, impacting the price of the security. Direct government ownership of distressed assets in times of economic instability may subject the portfolio's holdings to increased price volatility and liquidity risk.

## Cash Drag

The portfolio may fail to meet its investment objective because of positions in cash and equivalents.

## Increase in Expenses

The actual cost of investing may be higher than the expenses listed in the expense table for a variety of reasons, including termination of a voluntary fee waiver or losing portfolio fee breakpoints if average net assets decrease. The risk of expenses increasing because of a decrease in average net assets is heightened when markets are volatile.

## Multimanager

Managers' individual investing styles may not complement each other. This can result in both higher portfolio turnover and enhanced or reduced concentration in a particular region, country, industry, or investing style compared with an investment with a single manager.

## China Region

Investing in the China region, including Hong Kong, the People's Republic of China, and Taiwan, may be subject to greater volatility because of the social, regulatory, and

political risks of that region, as well as the Chinese government's significant level of control over China's economy and currency. A disruption of relations between China and its neighbors or trading partners could severely impact China's export-based economy.

## Compounding

Because the investment is managed to replicate a multiple or inverse multiple of an index over a single day (or similar short-term period), returns for periods longer than one day will generally reflect performance that is greater or less than the target in the objective because of compounding. The effect of compounding increases during times of higher index volatility, causing long-term results to further deviate from the target objective.

## Custody

Foreign custodial and other foreign financial services are generally more expensive than they are in the United States and may have limited regulatory oversight. The investment may have trouble clearing and settling trades in less-developed markets, and the laws of some countries may limit the investment's ability to recover its assets in the event the bank, depository, or agent holding those assets goes into bankruptcy.

## Forwards

Investments in forwards may increase volatility and be subject to additional market, active management, currency, and counterparty risks as well as liquidity risk if the contract cannot be closed when desired. Forwards purchased on a when-issued or delayed-delivery basis may be subject to risk of loss if they decline in value prior to delivery, or if the counterparty defaults on its obligation.

## Investment-Grade Securities

Investments in investment-grade debt securities that are not rated in the highest rating categories may lack the capacity to pay principal and interest compared with higher-rated securities and may be subject to increased credit risk.

## Master/Feeder

The portfolio is subject to unique risks related to the master/feeder structure. Feeder funds bear their proportionate share of fees and expenses associated with investment in the master fund. The performance of a feeder fund can be impacted by the actions of other feeder funds, including if a larger feeder fund maintains voting control over the operations of the master fund or if large-scale redemptions by another feeder fund increase the proportionate share of costs of the master fund for the remaining feeder funds.

## OTC

Investments traded and privately negotiated in the over-the-counter ("OTC") market, including securities and derivatives, may be subject to greater price volatility and liquidity risk than transactions made on organized exchanges. Because the OTC market is less regulated, OTC transactions may be subject to increased credit and counterparty risk.

## Passive Management

The investment is not actively managed, and the advisor does not attempt to manage volatility or take defensive positions in declining markets. This passive management strategy may subject the investment to greater losses during general market declines than actively managed investments.

---

# Important Disclosures

## Portfolio Diversification

Investments that concentrate their assets in a relatively small number of issuers, or in the securities of issuers in a particular market, industry, sector, country, or asset class, may be subject to greater risk of loss than is a more widely diversified investment.

## Swaps

Investments in swaps, such as interest-rate swaps, currency swaps and total return swaps, may increase volatility and be subject to increased liquidity, credit, and counterparty risks. Depending on their structure, swaps may increase or decrease the portfolio's exposure to long- or short-term interest rates, foreign currency values, corporate borrowing rates, security prices, index values, inflation rates, credit, or other factors.

## Target Date

Target-date funds, also known as lifecycle funds, shift their asset allocation to become increasingly conservative as the target retirement year approaches, which is the approximate date when an investor plans to start withdrawing the assets from their retirement account. Still, investment in target-date funds may lose value near, at, or after the target retirement date, and there is no guarantee they will provide adequate income at retirement.

## Tax Risk

Investors may be liable to pay state and federal taxes on income and capital gains distributions paid out by the investment.

## Small Cap

Concentrating assets in small-capitalization stocks may subject the portfolio to the risk that those stocks underperform other capitalizations or the market as a whole. Smaller, less-seasoned companies may be subject to increased liquidity risk compared with mid- and large-cap companies and may experience greater price volatility than do those securities because of limited product lines, management experience, market share, or financial resources, among other factors.

## Mid-Cap

Concentrating assets in mid-capitalization stocks may subject the portfolio to the risk that those stocks underperform other capitalizations or the market as a whole. Mid-cap companies may be subject to increased liquidity risk compared with large-cap companies and may experience greater price volatility than do those securities because of more-limited product lines or financial resources, among other factors.

## Large Cap

Concentrating assets in large-capitalization stocks may subject the portfolio to the risk that those stocks underperform other capitalizations or the market as a whole. Large-cap companies may be unable to respond as quickly as small- and mid-cap companies can to new competitive pressures and may lack the growth potential of those securities. Historically, large-cap companies do not recover as quickly as smaller companies do from market declines.

## Real Estate/REIT Sector

Concentrating assets in the real estate sector or REITs may disproportionately subject the portfolio to the risks of that

industry, including loss of value because of changes in real estate values, interest rates, and taxes, as well as changes in zoning, building, environmental, and other laws, among other factors. Investments in REITs may be subject to increased price volatility and liquidity risk, and shareholders indirectly bear their proportionate share of expenses because of their management fees.

## Reliance on Trading Partners

Investments in economies that depend heavily on trading with key partners may be subject to the risk that any reduction in this trading may adversely impact these economies.